



Technical Data

Submersible Pump - SP 40-15

Revision no.

Page:
1

Receiver

From

Company name
Respons. Department
Person in charge
Phone number
Fax no
E-mail address

| |
|--|
| |
| |
| |
| |
| |
| |

| |
|--|
| |
| |
| |
| |
| |
| |

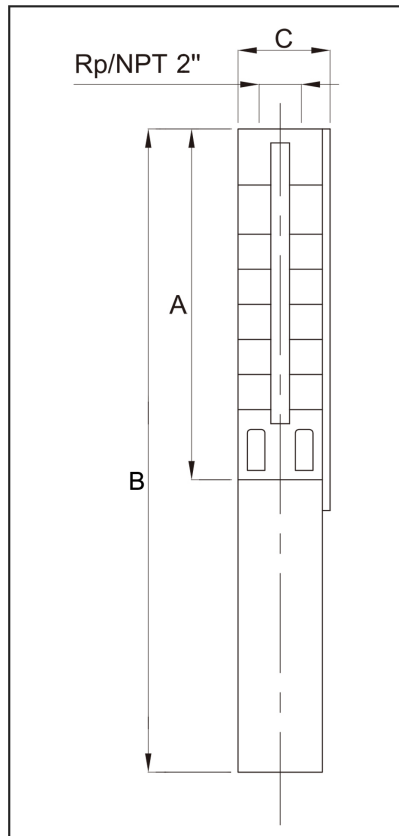


Brand: Gol Pumps
Model: SP 40-15

| Weight (lb) | | |
|-------------|-------|--------------|
| Pump | Motor | Pump + Motor |
| 20.5 | 55 | 75.5 |

| Cable | |
|-------------|-----|
| Length (Ft) | AWG |
| 8.2 | 14 |

Dimensions:



| Outlet | Motor Dia. | Dimensions (inch) | | |
|--------|------------|-------------------|-------|------|
| | | A | B | C |
| NPT 2" | 4" | 32.8" | 54.5" | 3.9" |

Project

Project ID

Created by

Created on

Last update



Performance Curves

Submersible Pump - SP 40-15

Revision no.

Page:
2

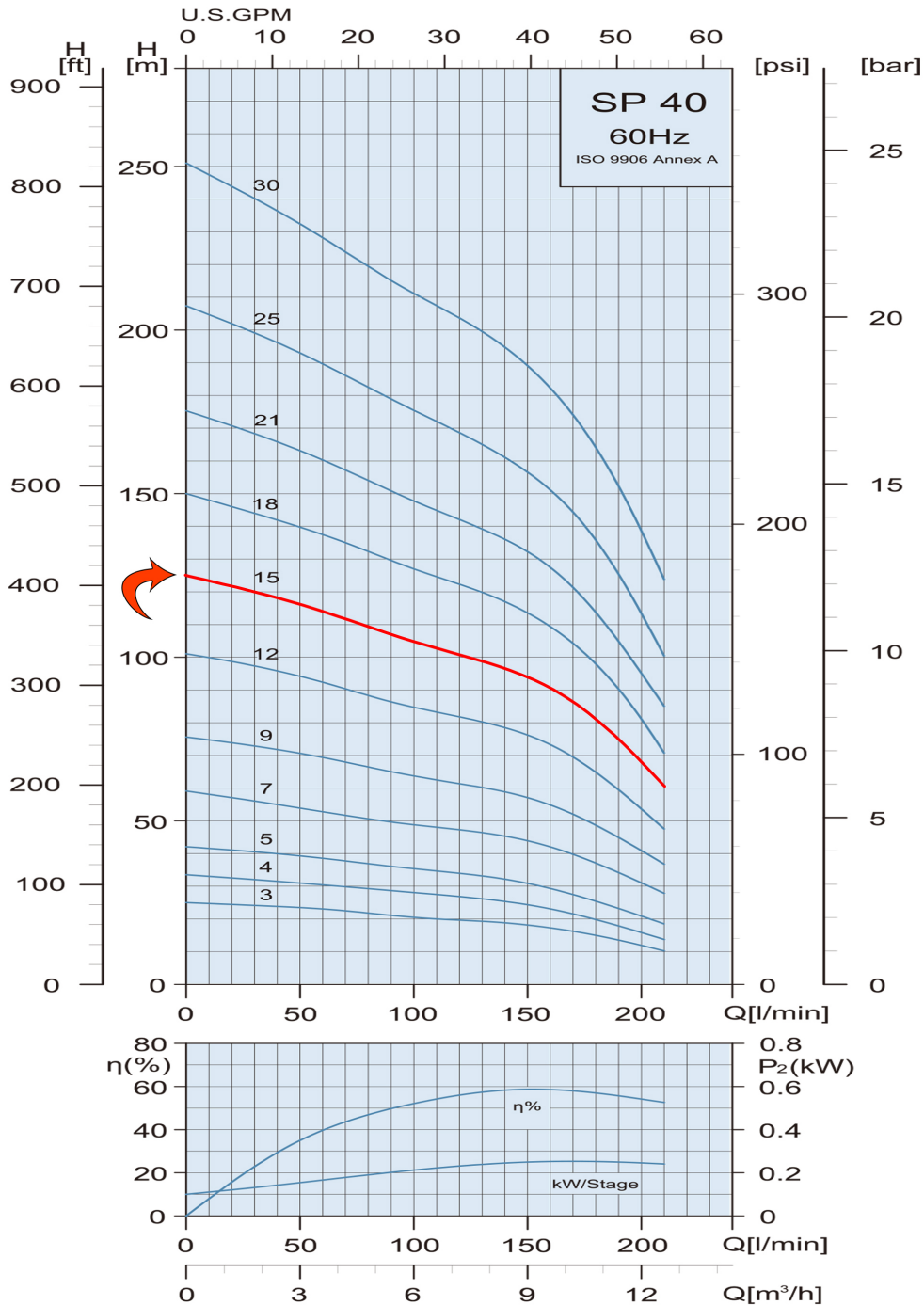
Receiver

From

Company name
Respons. Department
Person in charge
Phone number
Fax no
E-mail address

| | |
|--|--|
| | |
| | |
| | |
| | |
| | |
| | |

| Pump Model | Motor | | Q Capacity 3450RPM | | | | | | | | | |
|------------|-------|----|--------------------|-------|-------|-------|-------|-------|-------|-------|-------|-------|
| | P2 | | G/Min | 0 | 21.1 | 23.8 | 26.4 | 31.7 | 37 | 42.3 | 47.6 | 52.8 |
| | kW | HP | Head in Feet | 410.1 | 357.6 | 351.1 | 344.5 | 331.4 | 318.2 | 298.6 | 265.7 | 223.1 |
| SP 40-15 | 3.7 | 5 | | | | | | | | | | |



| | | | | |
|---------|------------|------------|------------|-------------|
| Project | Project ID | Created by | Created on | Last update |
|---------|------------|------------|------------|-------------|



Part List and Materials

Submersible Pump - SP 40-15

Revision no.

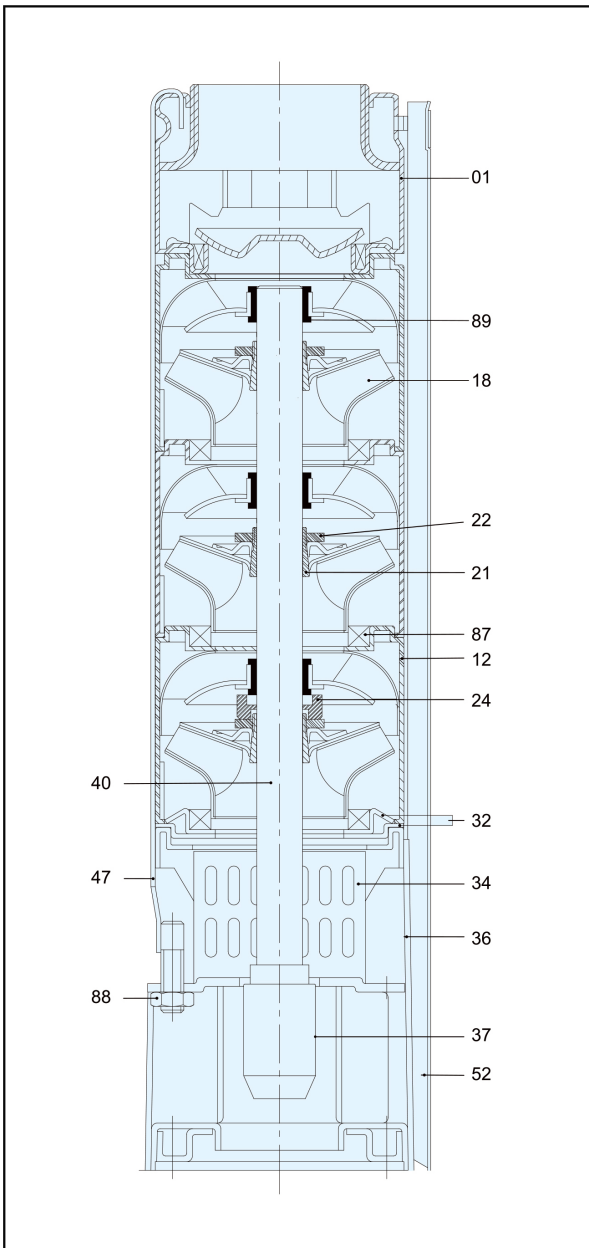
Page:
3

Receiver

From

Company name
Respons. Department
Person in charge
Phone number
Fax no
E-mail address

| Motor Model | P2 | | S.F | Voltage | Phase | In | I _{max} | I _{start} | PF (%) | | Efficiency (%) | | RPM | Thrust |
|-------------|---------|-----|-----|---------|-------|-----|------------------|--------------------|----------------|-----------------|----------------|-----------------|-----|--------|
| | kW | HP | | V | PH | A | A | A | Allowable Load | Overload Factor | Allowable Load | Overload Factor | | N |
| | 4CF6376 | 3.7 | | 5 | 1.15 | 460 | Three | 8.7 | 9.5 | 68.4 | 0.68 | 0.72 | | 77.4 |



| Pos. | Part Name | Materials |
|------|------------------------|--------------------------|
| 01 | Discharge | AISI 316 |
| 12 | Diffuser | AISI 316 |
| 18 | Impeller | AISI 316 |
| 21 | Split Cone | AISI 316 |
| 22 | Split Cone Nut | AISI 316 |
| 24 | Stop Ring | Carbon + Graphite + PTFE |
| 32 | Neck Ring Retainer | AISI 316 |
| 34 | Strainer | AISI 316 |
| 36 | Suction Interconnector | AISI 316 |
| 37 | Coupling | AISI 316 |
| 40 | Pump Shaft | AISI 316 |
| 47 | Strap | AISI 316 |
| 52 | Cable Guard | AISI 316 |
| 87 | Neck Ring | AISI 316 + HNBR |
| 88 | Nut | AISI 316 |
| 89 | Bearing | HNBR |

Project

Project ID

Created by

Created on

Last update