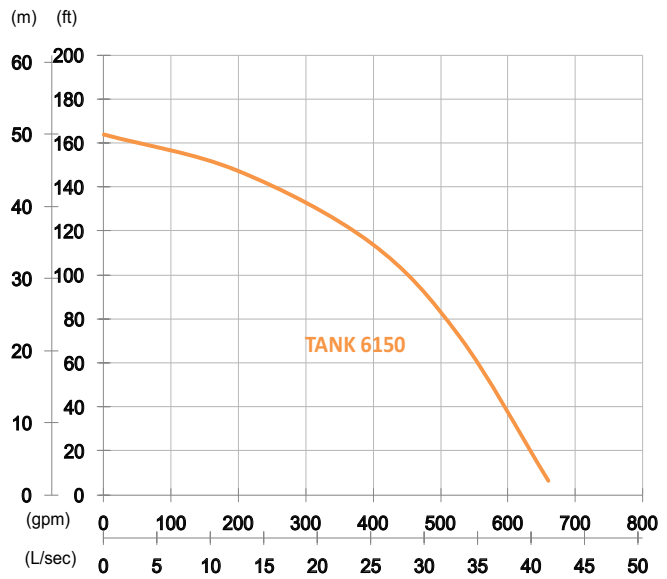


# TANK 6150

60 Hz

## High Chrome Dewatering Pump

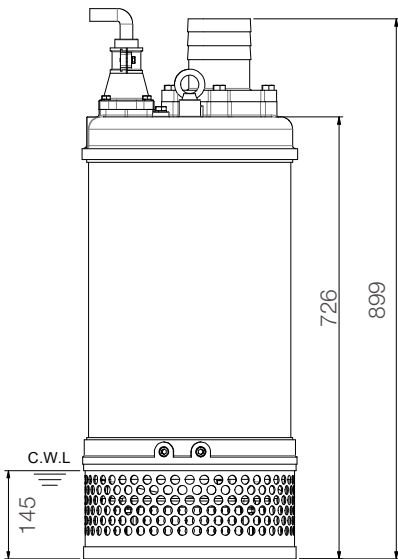
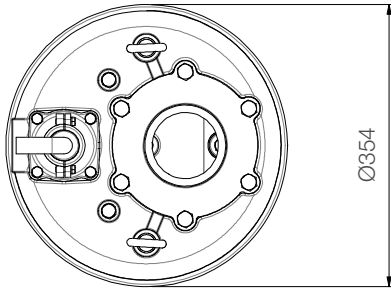


Shaft Speed : 3450 rpm

Outlet : 150mm, 6in

OUTPUT	HEAD	FLOW
15 kW	Rated : 35m, 115ft	Rated : 25 L/s, 396 gpm
20 HP	Max : 50m, 164ft	Max : 41.7 L/s, 660 gpm

Solid Passage : 15mm, 0.6in



unit : mm

Weight : 142kg / 313 lbs

Pump Type	Electric Submersible Pumps	
	3-Phase, 460V	
Motor	Type	Induction Motor
	Poles	2 Pole
	Insulation	Class F
	Protector	Circle Thermal Protector
	Starter	3-Phase · D.O.L.
Lubricant	Food Grade (ISO VG32)	
Impeller Type	Opened	
Shaft Seal	Double Mechanical Seal	
	Silicon Carbide VS Ceramic / Carbon	
Bearings	C3 Shielded ball bearings	
Cable	PVC (CSA Certified) / H07BQ-F	
	10m (33ft) or longer upon request.	
Materials	Pump Casing	Gray Iron
	Impeller	Chromium Iron
	Motor Frame	Gray Iron
	Motor Shaft	Stainless Steel
	Strainer	Stainless Steel
Max. Liquid Temperature	40°C (104°F)	
Max. Submersion Depth	20m (66ft)	
pH Range	pH 5 - pH 8	